

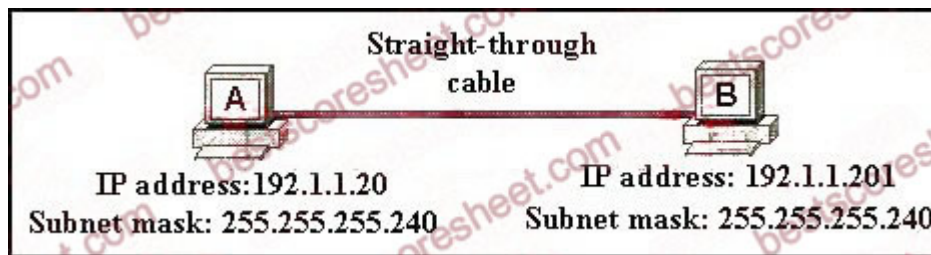


BestScoreSheet Q&A Demo

Cisco 640-822

Interconnecting Cisco Networking Devices Part 1

1 A network administrator is connecting PC hosts A and B directly through their Ethernet interfaces as shown in the graphic. Ping attempts between the hosts are unsuccessful. What can be done to provide connectivity between the hosts? (Choose two.)



- A: A crossover cable should be used in place of the straight-through cable.
- B: A rollover cable should be used in place of the straight-through cable
- C: The subnet masks should be set to 255.255.255.192.
- D: A default gateway needs to be set on each host.
- E: The hosts must be reconfigured to use private IP addresses for direct connections of this type.
- F: The subnet masks should be set to 255.255.255.0.

Answers: A, F

2. Why would a network administrator configure port security on a switch?

- A: to prevent unauthorized Telnet access to a switch port
- B: to limit the number of Layer 2 broadcasts on a particular switch port
- C: to prevent unauthorized hosts from accessing the LAN
- D: to protect the IP and MAC address of the switch and associated ports
- E: to block unauthorized access to the switch management interfaces over common TCP ports

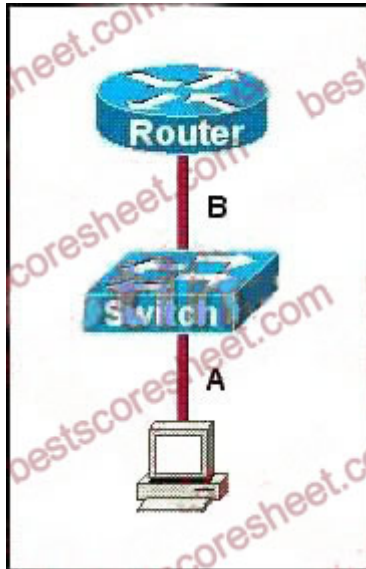
Answers: C

3. Which two statements best describe the wireless security standard that is defined by WPA? (Choose two.)

- A: It specifies use of a static encryption key that must be changed frequently to enhance security.
- B: It requires use of an open authentication method.
- C: It specifies the use of dynamic encryption keys that change each time a client establishes a connection.
- D: It requires that all access points and wireless devices use the same encryption key.
- E: It includes authentication by PSK.

Answers: C, E

4. Refer to the exhibit. The two connected ports on the switch are not turning orange or green. What would be the most effective steps to troubleshoot this physical layer problem? (Choose three.)



A: Ensure that the Ethernet encapsulations match on the interconnected router and switch ports.

B: Ensure that cables A and B are straight-through cables.

C: Ensure cable A is plugged into a trunk port.

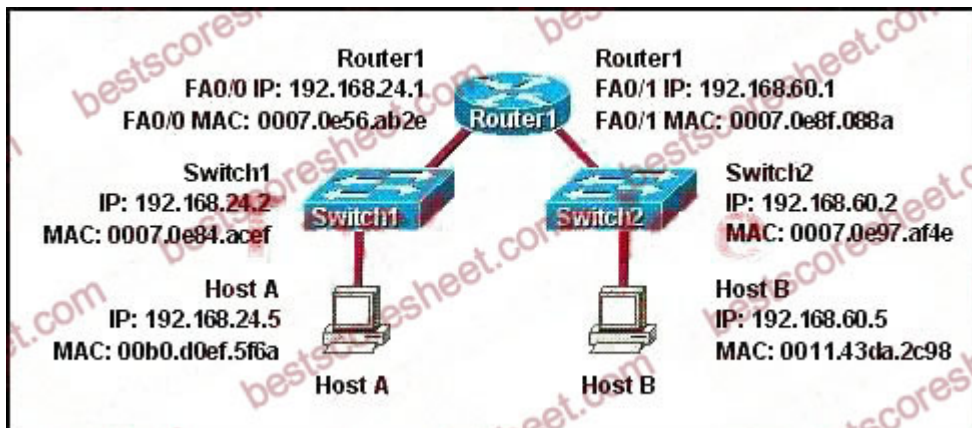
D: Ensure the switch has power.

E: Reboot all of the devices.

F: Reseat all cables.

Answers: B, D, F

5. Refer to the exhibit. Host A needs to send data to Host B. Which Layer 2 and Layer 3 destination addresses will be used to send the data from Host A to Host B?



A: 192.168.60.5 and 0011.43da.2c98

B: 192.168.60.5 and 0007.0e56.ab2e

C: 192.168.24.1 and 0007.0e56.ab2e

D: 192.168.24.2 and 0007.0e84.acef

Answers: B

6. Which two statements describe the operation of the CSMA/CD access method? (Choose two.)

A: In a CSMA/CD collision domain, multiple stations can successfully transmit data simultaneously.

B: In a CSMA/CD collision domain, stations must wait until the media is not in use before transmitting.

C: The use of hubs to enlarge the size of collision domains is one way to improve the operation of the CSMA/CD access method.

D: After a collision, the station that detected the collision has first priority to resend the lost data.

E: After a collision, all stations run a random backoff algorithm. When the backoff delay period has expired, all stations have equal priority to transmit data.

F: After a collision, all stations involved run an identical backoff algorithm and then synchronize with each other prior to transmitting data.

Answers: B, E

7. Assuming a subnet mask of 255.255.248.0, which three addresses are valid host addresses? (Choose three.)

A: 172.16.8.0

B: 172.16.9.0

C: 172.16.16.0

D: 172.16.20.0

E: 172.16.24.0

F: 172.16.31.0

Answers: B, D, F

8. Which form of NAT maps multiple private IP addresses to a single registered IP address by using different ports?

A: static NAT

B: dynamic NAT

C: overloading

D: overlapping

E: port loading

Answers: C

9. What should be part of a comprehensive network security plan?

A: Allow users to develop their own approach to network security.

B: Physically secure network equipment from potential access by unauthorized individuals.

C: Encourage users to use personal information in their passwords to minimize the likelihood of passwords being forgotten.

D: Delay deployment of software patches and updates until their effect on end-user equipment is well known and widely reported.

E: Minimize network overhead by deactivating automatic antivirus client updates.

Answers: B

10. A single 802.11g access point has been configured and installed in the center of a square office. A few wireless users are experiencing slow performance and drops while most users are operating at peak efficiency. What are three likely causes of this problem? (Choose three.)

A: mismatched TKIP encryption

B: null SSID

C: cordless phones

D: mismatched SSID

E: metal file cabinets

F: antenna type or direction

Answers: C, E, F

11. What two actions must a router take in order to route incoming packets? (Choose two.)

A: Identify the destination network address of each packet.

B: Identify the source network address of each packet.

C: Validate sources of routing information.

D: Inspect the routing table to select the best path to the destination network address.

E: Verify the receipt of routed packets by the next hop router.

F: Inspect the ARP table to verify a legitimate source MAC address for each packet.

Answers: A, D

12. What are two recommended ways of protecting network device configuration files from outside network security threats? (Choose two.)

A: Allow unrestricted access to the console or VTY ports.

B: Use a firewall to restrict access from the outside to the network devices.

C: Always use Telnet to access the device command line because its data is automatically encrypted.

D: Use SSH or another encrypted and authenticated transport to access device configurations.

E: Prevent the loss of passwords by disabling password encryption.

Answers: B, D

13. Which two statements describe the IP address 10.16.3.65/23? (Choose two.)

A: The subnet address is 10.16.3.0 255.255.254.0.

B: The lowest host address in the subnet is 10.16.2.1 255.255.254.0.

C: The last valid host address in the subnet is 10.16.2.254 255.255.254.0

D: The broadcast address of the subnet is 10.16.3.255 255.255.254.0.

E: The network is not subnetted.

Answers: B, D

14. At which layer of the OSI model does the protocol that provides the information displayed by the show cdp neighbors command operate?

A: physical

B: data link

C: network

D: transport

E: application

Answers: B

15. What is the purpose of a default route?

A: It is a route to be used when the routing protocol fails.

B: It is a route configured by an ISP that sends traffic into a corporate network.

C: It is a route used when a packet is destined for a remote network that is not listed in the routing table.

D: It is a route manually configured for a specific remote network for which a routing protocol is not configured.

E: It is used to send traffic to a stub network.

Answers: C

16. If an ethernet port on a router was assigned an IP address of 172.16.112.1/20, what is the maximum number of hosts allowed on this subnet?

A: 1024

B: 2046

C: 4094

D: 4096

E: 8190

Answers: C

17.What is the result of adding this command to a router that is already configured for dynamic routing?

```
ip route 0.0.0.0 0.0.0.0 192.168.1.2
```

- A: It configures the router as a firewall, blocking all packets from IP address 192.168.1.2.
- B: It configures the router to block routing updates from being sent to IP address 192.168.1.2.
- C: It configures the router to drop all packets for which the destination network is unknown.
- D: It configures the router to send all packets to IP address 192.168.1.2.
- E: It configures the router to send all packets to IP address 192.168.1.2 if the packets match no other entry in the routing table.

Answers: E

18.What is the effect of using the service password-encryption command?

- A: Only the enable password will be encrypted.
- B: Only the enable secret password will be encrypted.
- C: Only passwords configured after the command has been entered will be encrypted.
- D: It will encrypt the secret password and remove the enable secret password from the configuration.
- E: It will encrypt all current and future passwords.

Answers: E

19.Which command will set the default gateway to 192.168.12.1 on a Cisco switch?

- A: Switch(config)# ip default-network 192.168.12.1
- B: Switch(config)# ip route-default 192.168.12.1
- C: Switch(config)# ip default-gateway 192.168.12.1
- D: Switch(config)# ip route 192.168.12.1 0.0.0.0

Answers: C

20.From where does a small network get its IP network address?

- A: Internet Assigned Numbers Authority (IANA)
- B: Internet Architecture Board (IAB)
- C: Internet Service Provider (ISP)
- D: Internet Domain Name Registry (IDNR)

Answers: C